

# 1 BACKGROUND

## 1.1 MOPAC LOGO FONT

PLEASE NOTE: THIS IS A FREE FONT. IT CANNOT BE SOLD.

BASED ON MOPAC IMAGES



# 2 USAGE

## 2.1 Installation

The file is distributed as part of a ZIP file that includes this document as well as the font itself and other related documentation.

The files need to be UNZIPPED from the distribution file into a temporary work area, like **C:\TEMP**. *(I'll assume that you used c:\temp from here on...)*

Now you can install the font from the windows **CONTROL PANEL**. Your system may be different, but in many cases you would select **START → Settings → Control Panel → FONTS → FILE [pull down] → INSTALL NEW FONT**

From here you would select your new file **C:\temp\MOPAC.ttf**

**That's it, the font is installed.**

As with all other TTF fonts on your system, the "**MOPAC.ttf**" file enclosed within the ZIP file belongs in the **FONTS** folder of your windows operating system. This is the only way this file would be useful.



### 3 Font Usage:

Lowercase italic: (font size 48)

**A B C D E F G H I J K L M  
N O P Q R S T Y V W X Y  
Z**








Numbers: (font size 48)











**0 1 2 3 4 5 6 7 8 9**









SHIFTED Numbers: (font size 48)






**0 1 2 3 4 5 6 7 8 9**

### 3.1 Special Keys

	+	Ampersand Moved to PLUS Symbol
	`	Grave` symbol T&P Ampersand
	:	Cab Logo frame
	;	Cab Logo Bacjground
	<	Cab Logo Eagle Overlay
	>	Cab Logo Eagle Overlay
<b>mo-pac</b>	A	Mo-pac lettering
	B	Single Color Logo

	C	Single Color Small Outline
	D	Single Color filled
	E	Background (RED)
	F	Outline (WHITE)
MISSOURI PACIFIC LINES	G	Lettering (WHITE)
	H	Outline with lettering (WHITE)
	I	Background 1 for "H"
	J	Background 2 for "H"
	K	Background 3 for "H"
	L	Long Hood Eagle
	M	Long Hood Eagle

	N	Nose Eagle
	O	Nose Eagle Logo (RED)
<b>P</b>	P	Alternate P
	Q	Alternate Background
<b>R</b>	R	Alternate R
	S	CE&I 1 color
	T	CE&I 1 Color
<i>CE&amp;I</i>	U	CE&I
	V	Multi Color Background
	W	Multi Color
	X	Bethlehem Steel Logo

	Y	CE&I
	Z	Eagle by itself
	—	Underscore (for reporting mark)
NEW 3-81	{	Stencil
CAPY 140000 XML LD LMT 147800 LT WT 61200		Stencil
	~	Eagles Slogan
	?	T&P Simplified Logo



## 4 Permission

This is a free font. It is not public domain.

It may not be edited, altered, or manipulated in any way, or used in part or incorporated into any other commercial graphic material without approval from the font author.

Give Proper Credit when used.

Pete Willard [www.railsimstuff.com](http://www.railsimstuff.com) petewillard@GMAIL.COM